

# KISTOCK WIRELESS DATALOGGER KT110-RF

Temperature/current/voltage/pulses



## KEY POINTS

- 16 000 measurement points
- IP65
- Visual alarm
- Possibility to turn off the Kistock
- 2 configurable setpoint alarms
- Magnetic mounting
- Supplied with secured wall-mounting bracket

## REFERENCES

Part numbers	Internal sensor	Display	External input number	Nb of recording points	Parameters
KT110-EN-RF	yes	no	1	16 000	Temperature, current, voltage, pulses
KT110-EO-RF		2 lines			

## TECHNICAL FEATURES

Units displayed	°C, °F, mV, V, mA, A
Resolution	0.1 °C, 0.1 °F, 0.001 V, 1 mV, 0.1 A, 0.001 mA
External input	1 mini-Din connector
Internal input	Temperature, current, voltage, pulses
Setpoints alarms	2 setpoint alarms on each channel Possibility to send e-mail in case of alarm*
Frequency of the measurement	From 1 s to 24 h
Operating temperature	From -40 to +70 °C
Storage temperature	From -40 to +85 °C
Radio span (in free field)	300 m
Frequency	868 MHz
Battery life	3 years**
Data storage	In the kistock until downloading on PC

## FEATURES OF HOUSING

### Dimensions

116.5 x 74.4 x 39.8 mm

### Weight

160 g

### Display

2 lines LCD screen  
Screen dimensions : 45 x 28.5 mm

### Control

2 keys : Select and OK

### Material

Compatible with food industry environment  
ABS housing  
Sides and caps made of Elastomer

### Protection

IP 65

### PC communication

1 digital input

### Digital electronics

Lacquer protected circuit board  
Meets RoHS standards

### Battery power supply

Type lithium 3.6 V

### Visual alarm

2 electroluminescent diodes (green and red)

### Environment

Air and neutral gases

## TECHNICAL FEATURES FOR PROBES, INTERNAL SENSOR AND CABLES

### • TEMPERATURE PROBE (optional)

Sensor type	NTC
Measuring range	From -40 to +120 °C (removed probe)
Accuracy*	±0.3 °C (-25 °C < T < +70 °C) ±0.5 °C (beyond)

### • INTERNAL SENSOR

Sensor type	NTC
Measuring range	From -40 to +70 °C
Accuracy*	±0.4 °C (-20 °C < T < +70 °C) ±0.8 °C (beyond)

### • CURRENT INPUT CABLE (optional)

Measuring range	0/4-20 mA
Accuracy*	±0.2 % of measuring ±1 µA

### • VOLTAGE INPUT CABLE (optional)

Measuring range	0-10 V
Accuracy*	±0.2 % of measuring ±1 mV

### • AMMETER CLAMPS (optional)

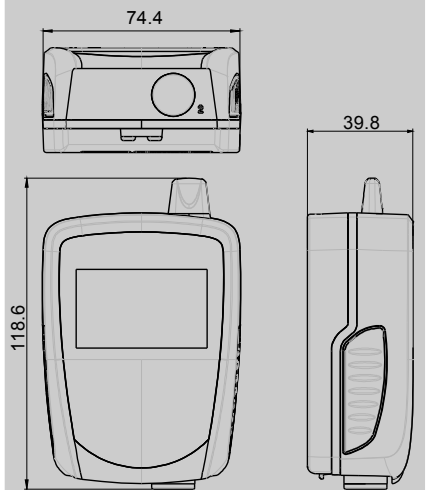
Measuring range	0-50 A / 0-100 A / 0-200 A / 0-600 A
Accuracy*	±1 to 2.5 % of reading value according the range

### • PULSES CABLE (optional)

Maximum voltage	5 V
Input type	TTL frequency count

\*All accuracies indicated in this document were stated in laboratory conditions and can be guaranteed for measurements carried out in the same conditions, or carried out with calibration compensation.

## DIMENSIONS (mm)



## EXTERNAL INPUT



Mini-Din connector

## RECORDER FUNCTION



KISTOCK datalogger is supplied turned off to save battery life. To activate it :

- Press "**OK**" key for 5 s , green LED "**On**" blinks.

To turn it off :

- Press "**Select**" and "**OK**" keys at the same time for 5 s.

It is impossible to turn it off during a recording or a data download.



### During a measurement dataset :

- Press « **Select** » et « **OK** » at the same time for 5 s to deactivate both buttons : red led flashes twice quickly.
- Press « **Select** » et « **OK** » at the same time for 5 s to reactivate them : green led flashes twice quickly.

### Five recording modes

KISTOCK can record in 5 different ways :

- "**Immediate**" mode records values according a predefined interval.
- "**Minimum**", "**Maximum**" and "**Average**" record automatically the calculation of minimum, maximum or average of measured values during an interval of recording.
- "**Monitoring**" mode allows to get an accurate history report during error events to help troubleshooting, without stopping the measurement logging. To proceed this way, you just have to define :
  - a record interval to be used whilst the readings are beyond the setpoints.
  - a record interval for the values measured during each reading beyond the setpoints.Furthermore, you can also let your KISTOCK record non-stop ("**loop**" recording option).

## RECORDER FUNCTION (continuation)

### Two operation modes :

- Autonomous mode : data download is made wireless through the Kilog RF software.
- Network mode : measurements are stored in the datalogger and sent to the computer at regular intervals (in case of alarm, the information is directly sent to the computer). So Kistock memory is used as buffer memory and is reset at each sending. In this mode, several Kistocks can be linked to a computer at the same time.

### Three modes dataset start

Once your recording mode has been set, you can launch your dataset :

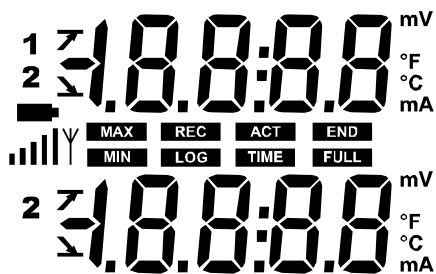
- With a delayed start (with predefined date and time)
- With the software
- With push-button

### Six modes dataset stop

You can stop your dataset :

- As per a date and time (if it was started the same way)
- As per a period
- As per a predefined number of recording points
- Once the storage capacity is full
- With "Stop" option of the software
- By holding "OK" key for at least 5s, if this function has been previously activated by the software.

## SCREEN



°C.. Temperature in degrees Celsius

°F.. Temperature in degrees Fahrenheit

V or mV Voltage expressed in V or mV

A or mA Current expressed in A or mA

Indicates the reception powerful of the datalogger

**END** DATASET is finished

**REC** One value is being recorded

**LOG** Flashing : dataset has not started yet  
Constant : data set is in progress

**FULL** Slow flashing : dataset is taking 80-90% of storage capacity  
Fast flashing : dataset is taking 90-100% of storage capacity  
Constant : storage capacity filled up

**12** Channel No. which is measuring

**ACT** Refresh of displayed measurements

**TIME** Display of measurement and recording intervals

Low battery indicator

**MIN** Displayed values correspond to maximum and minimum values of the channels

**MAX**

Alarm action type : rising or falling action

## SOFTWARE



### • Configuration and data processing software

The new **KILOG RF** software is specially designed for the **KISTOCK-RF** range. In addition to the standard functions of dataloggers configuration and data processing (average, minimum and maximum values...), it allows the creation of a wireless dataloggers network (**up to 100 dataloggers**) for a real-time monitoring.

Ref. : *KILOG-RF*



Software is compatible with the wired range.



### • Communication base with KILOG-RF software

This base allows to communicate by radio frequency with Kistock-RF (kistock by kistock data recovery, programming of Kistock-RF...). It must be continuously powered and connected to the PC for the use of kistock in network mode. It is equipped with a USB connection for PC, a jack connection for KNT310 data collector and a relay output. Supplied with main adapter, KILOG-RF software and USB cable.

Ref. : *BK-RF*

## ACCESSORIES



### Data collector.

KNT data collector allows you to collect measurements from one or several KISTOCK directly on-site (up to 500,000 values stored). Data can be displayed and printed from the KNT or download to your PC.

Ref. *KNT 310*

## ACCESSORIES (continuation)



- **Autonomous instrument to check communication.** It allows to check signal reception for positioning of dataloggers, extender and alarm box  
Ref : KTC-RF



- **Alarm relay** that can be switched from KILOG-RF software via BK-RF base. Supplied with main adapter.  
Ref : KAL-RF



- **Device to extend radio signal** to kistocks (300 m). Supplied with main adapter.  
Ref : KPR-RF

- **Wire extensions for NTC temperature probe.**

Made of PVC HT, 5m long with male and female mini-Din connectors

Ref. KRC 5

Note : you can connect several extensions together (maximum length 25m)

- **Lace.** Ref. KDC

## SUPPLIED WITH



- **Secured wall-mounting bracket**

KIMO has designed a new proprietary anti-theft system with no padlock. Your system cannot be unlocked or damaged : your installation is fully secured.

## CALIBRATION

KISTOCK dataloggers can be supplied with calibration certificate as an option.


## WARRANTY PERIOD

KISTOCK dataloggers have 1-year guarantee for any manufacturing defect (return to our After-Sales Service required).

## MOUNTING

KISTOCK can be mounted in different ways ; you can also move it or install it very easily.

- Magnetic mounting or wallmounting (see photos)
- Secured mounting (optional, see supplied with)



[www.kimo.fr](http://www.kimo.fr)

Distributed by :



EXPORT DEPARTMENT

Tel : + 33. 1. 60. 06. 69. 25 - Fax : + 33. 1. 60. 06. 69. 29

e-mail : [export@kimo.fr](mailto:export@kimo.fr)